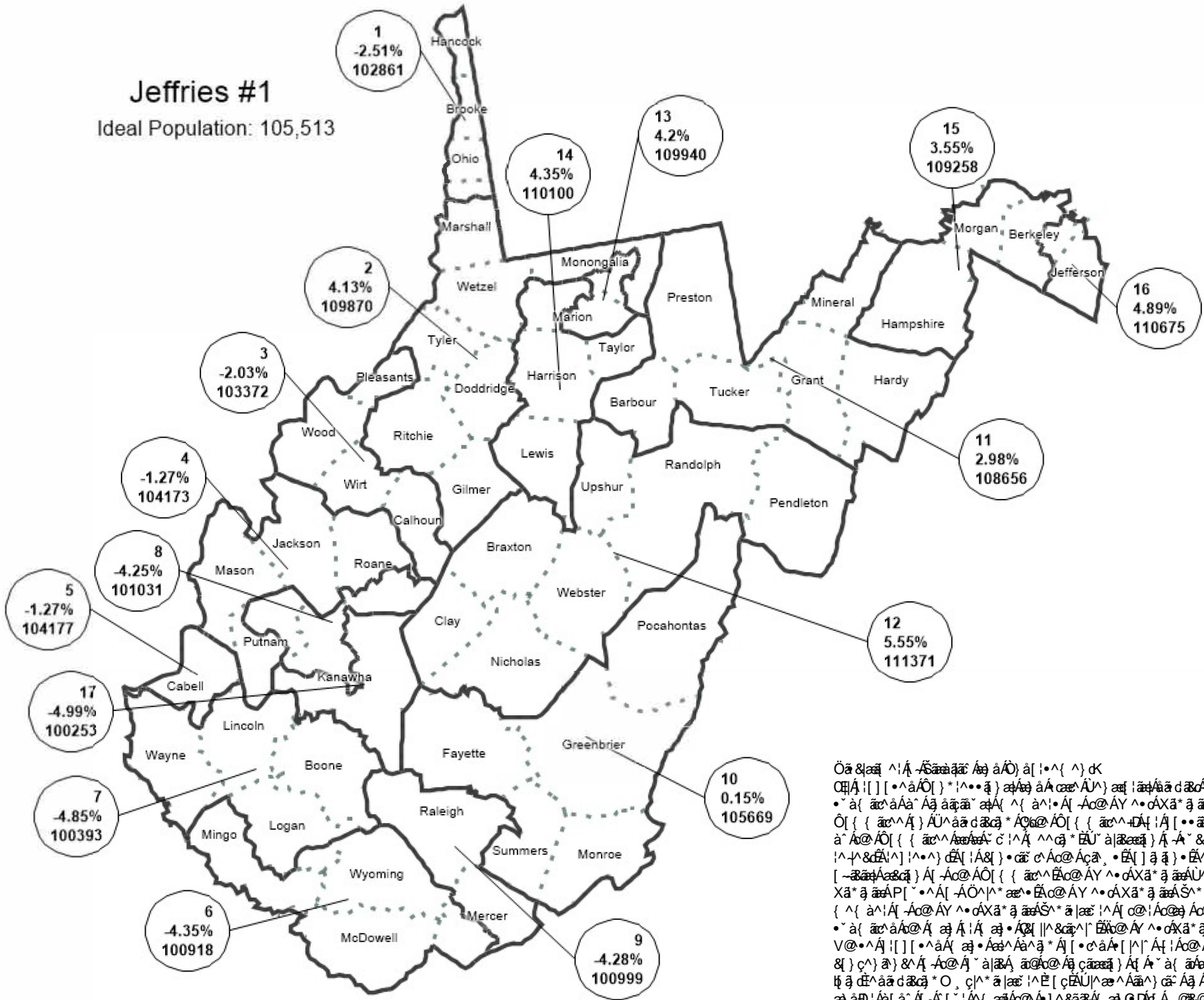


# Jeffries #1

Ideal Population: 105,513



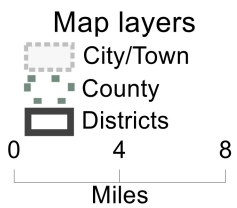
Öä 8|ææ ^!Ä -Äæææ Äæ ä!Ö) ä[!·^ { ^} dK  
 ÖHÄ![] [!·^ä!Ö!} \*!·^·ä] æ!æ! äÄ ææ ÄÜ^ æ! æ!æ! ä dæ! æ! ÄÖæ! Äæ! Ä  
 ·· ä( æ!äÄä Äæ ä!æ æ! Ä( ^!·^!Ä -ÄÖÄY ^·ÖÄXä\* ä æ!ÄÜ^ ææ ÄÜ^!æ! &Ö  
 Ö[ { { æ!^Ä} ÄÜ^ä!æ dææ\* ÄÖ!ÄÖ! { { æ!^+DÄ! Ä! [··æ!^Ä!} ·æ!^ææ! Ä  
 ä ÄÖ!ÄÖ! { { æ!^Äæ! c!^Ä ^!ä \*ÄÜ^ ä!æææ! } Ä-Ä \* &Ö! æ! Ä! ^!Ä [ dÄ  
 !·^·^ &Ö!^! ^!·^} dÄ! !Ä! } ·æ! c!ÄÖ!Äæ, ·Ä! [ ä ä] ·Ä! ä! [·^ { ^} dÄ! !Ä  
 [-æ!^Äæ! } Ä! -ÄÖ!ÄÖ! { { æ!^ÄÖ!ÄY ^·ÖÄXä\* ä æ!ÄÜ^} æ! ÄÖ!ÄY ^·ÖÄ  
 Xä\* ä æ!Ä! ^·^!Ä -ÄÖ!^ æ! ÄÖ!ÄY ^·ÖÄXä\* ä æ!ÄÜ^\* ä!æ! !^Ä! !Äæ! ^Ä  
 { ^! ä!Ä! -ÄÖ!ÄY ^·ÖÄXä\* ä æ!ÄÜ^\* ä!æ! !^Ä! c!Ä!ÄÖ!ÄY ^! ä!Ä! @ Ä  
 ·· ä( æ!äÄÖ! ä! Ä! ä! Ä! !^!æ! !^!æ! !^!æ! !^!æ! !^!æ! !^!æ! !^!æ! !^!æ!  
 V··^Ä! [! [!·^!Ä! æ! Äæ! Äæ! ä\* Ä! [·^!Ä! !Ä! !Ä! !Ä! !Ä! !Ä! !Ä! !Ä!  
 &] c!^} æ! &Ä! -ÄÖ!Ä! ä!æ! ä!Ä! c!Ä!æ! } Ä! Ä! ä! ä!æ! ^Ä! { { ^} c!Ä! Ä  
 ä! ä!æ! dææ\* ·Ö, c!^\* ä!æ! !^! c!Ä!^æ! ^!æ! c!Ä! Ä! ä!æ! ä!æ! ^Ä  
 æ! ä!æ! !Ä! ä! Ä! !Ä! !Ä! !Ä! !Ä! !Ä! !Ä! !Ä! !Ä! !Ä! !Ä! !Ä! !Ä! !Ä!  
 ] ^!æ! !Ä! &Ö! { { ^} c!Ä! ä!Ä! !Ä! !Ä! !Ä! !Ä! !Ä! !Ä! !Ä! !Ä! !Ä!

# District: 1



©2021 CALIPER; ©2020 HERE

Field	Value
District	1
Population	102861
Deviation	-2,652
% Deviation	-2.51%

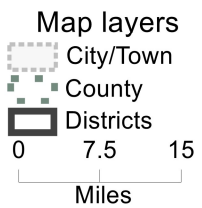


# District: 2

Field	Value
District	2
Population	109870
Deviation	4,357
% Deviation	4.13%

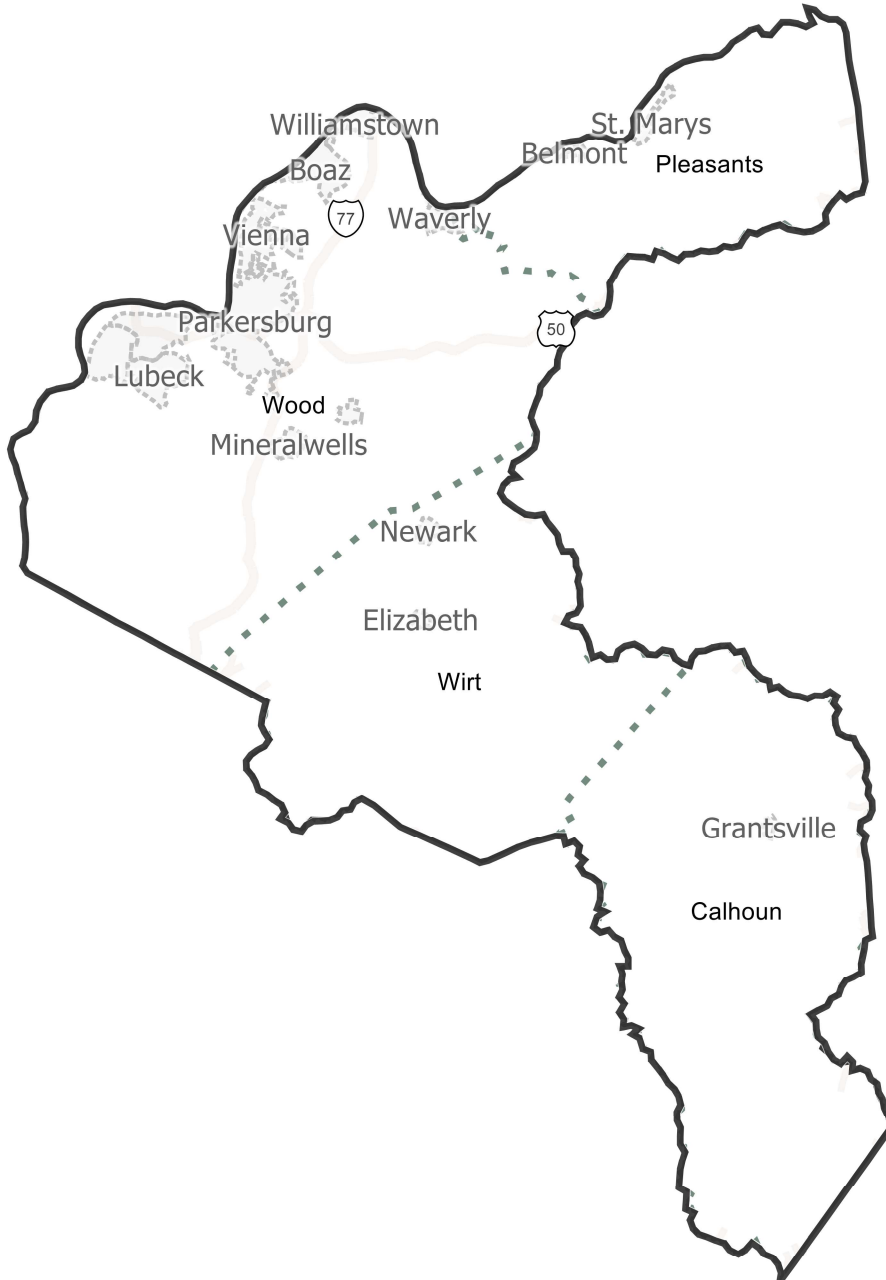


©2021 CALIPER

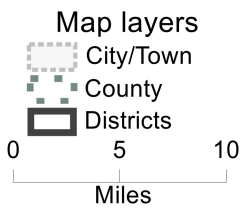


# District: 3

Field	Value
District	3
Population	103372
Deviation	-2,141
% Deviation	-2.03%

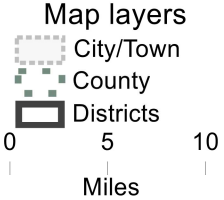


©2021 CALIPER; ©2020 HERE



# District: 4

Field	Value
District	4
Population	104173
Deviation	-1,340
% Deviation	-1.27%



# District: 5

Field	Value
District	5
Population	104177
Deviation	-1,336
% Deviation	-1.27%



**Map layers**

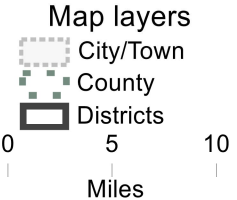
- City/Town
- County
- Districts

0      2.5      5  
Miles



# District: 7

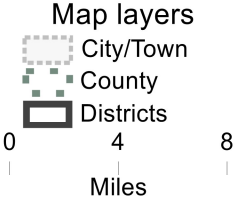
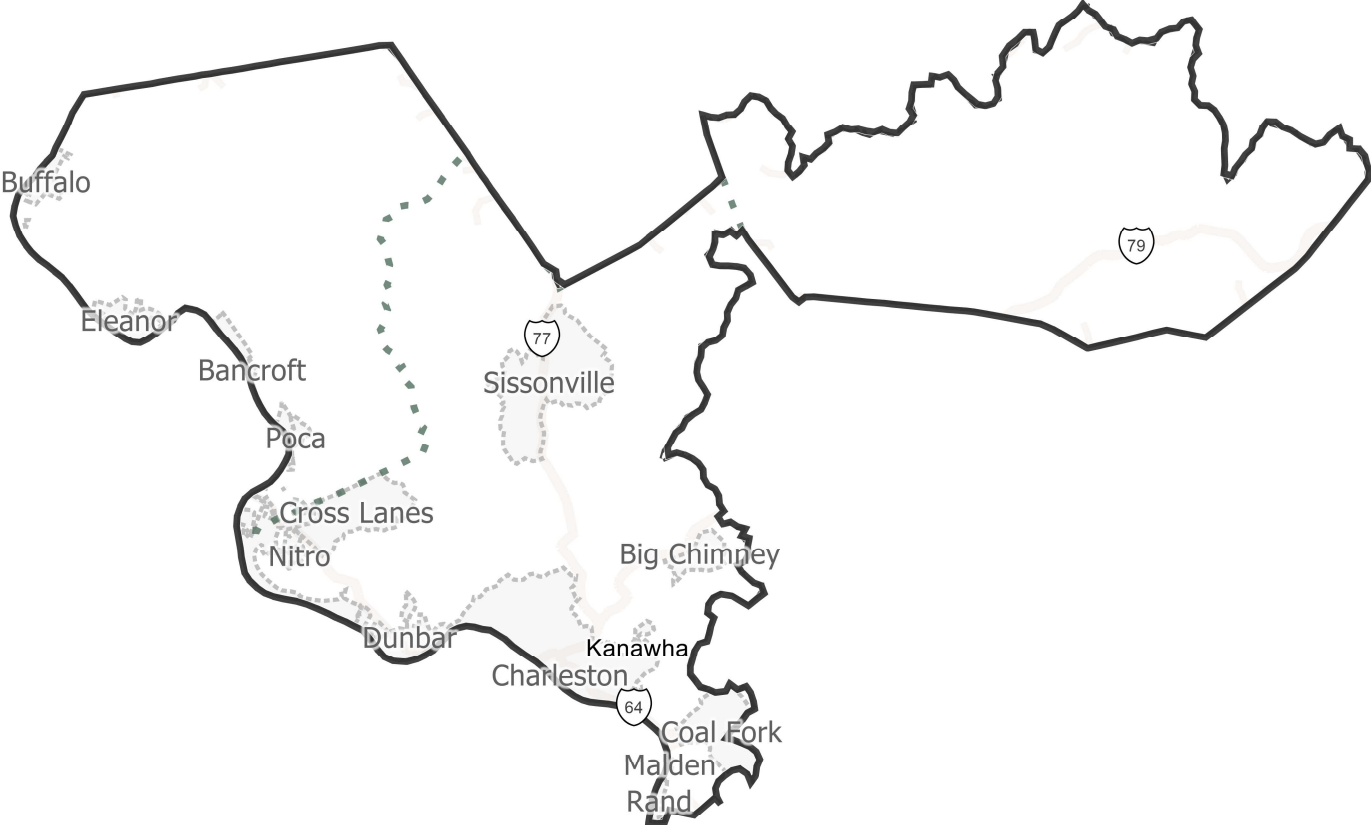
Field	Value
District	7
Population	100393
Deviation	-5,120
% Deviation	-4.85%





# District: 8

Field	Value
District	8
Population	101031
Deviation	-4,482
% Deviation	-4.25%

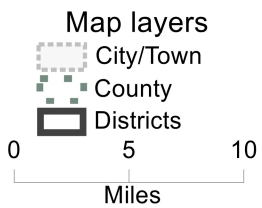


# District: 9

Field	Value
District	9
Population	100999
Deviation	-4,514
% Deviation	-4.28%

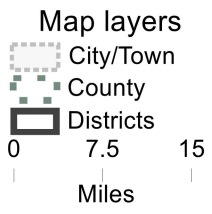


©2021 CALIPER; ©2020 HERE



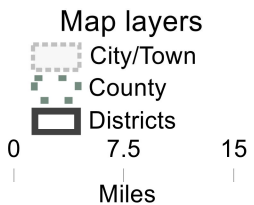
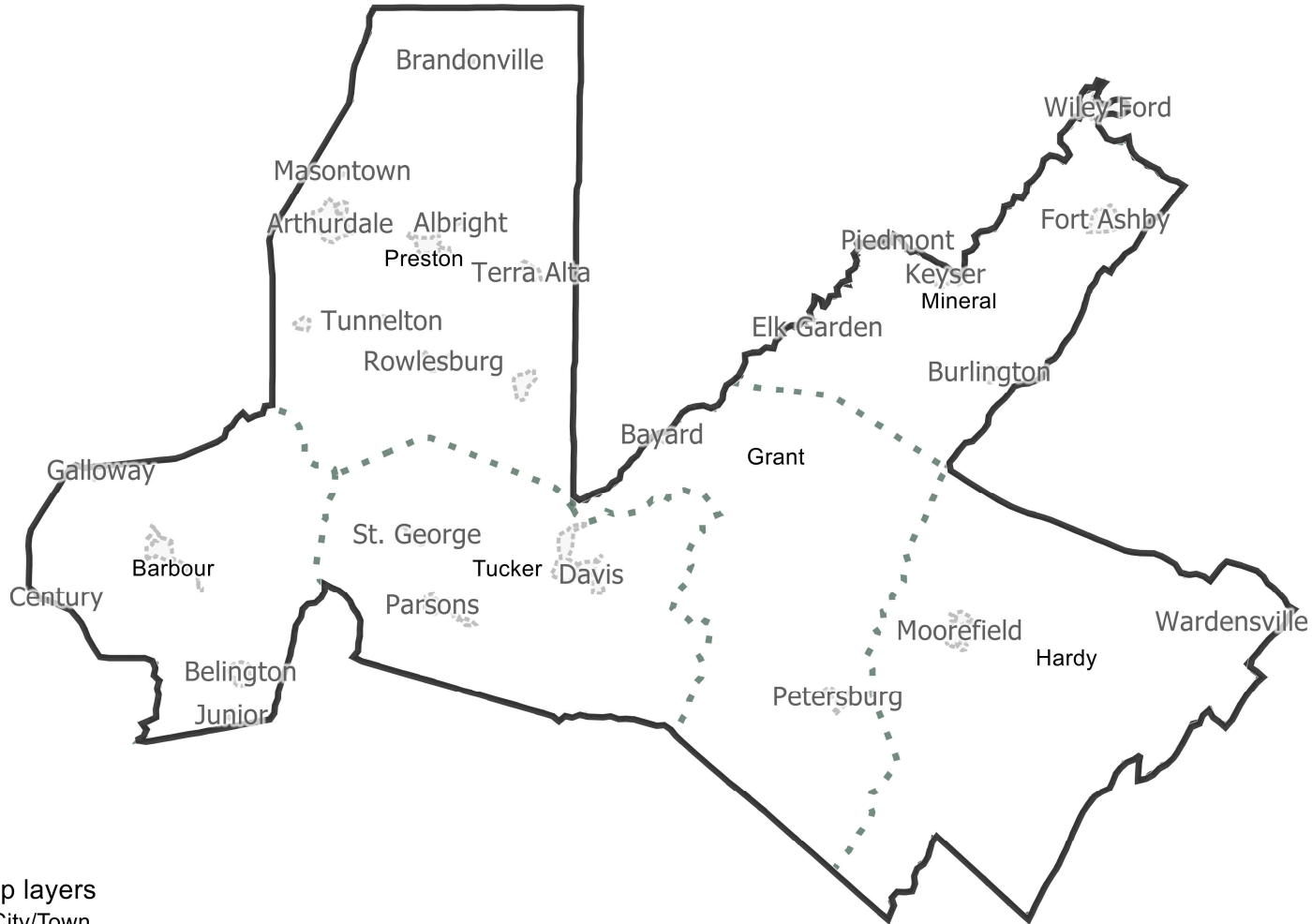
# District: 10

Field	Value
District	10
Population	105669
Deviation	156
% Deviation	0.15%



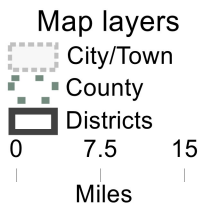
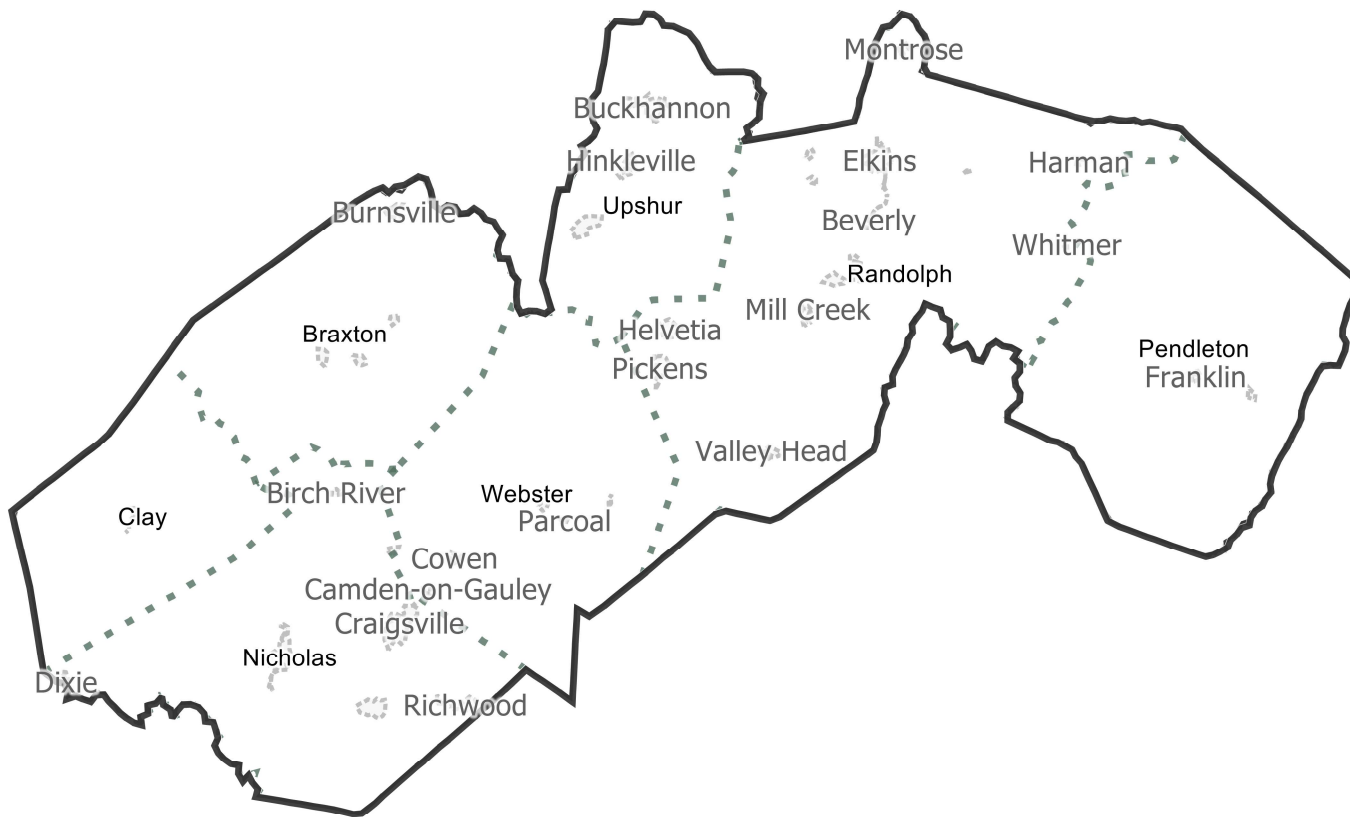
# District: 11

Field	Value
District	11
Population	108656
Deviation	3,143
% Deviation	2.98%



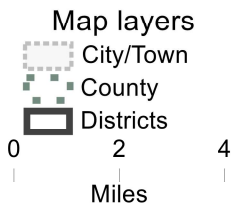
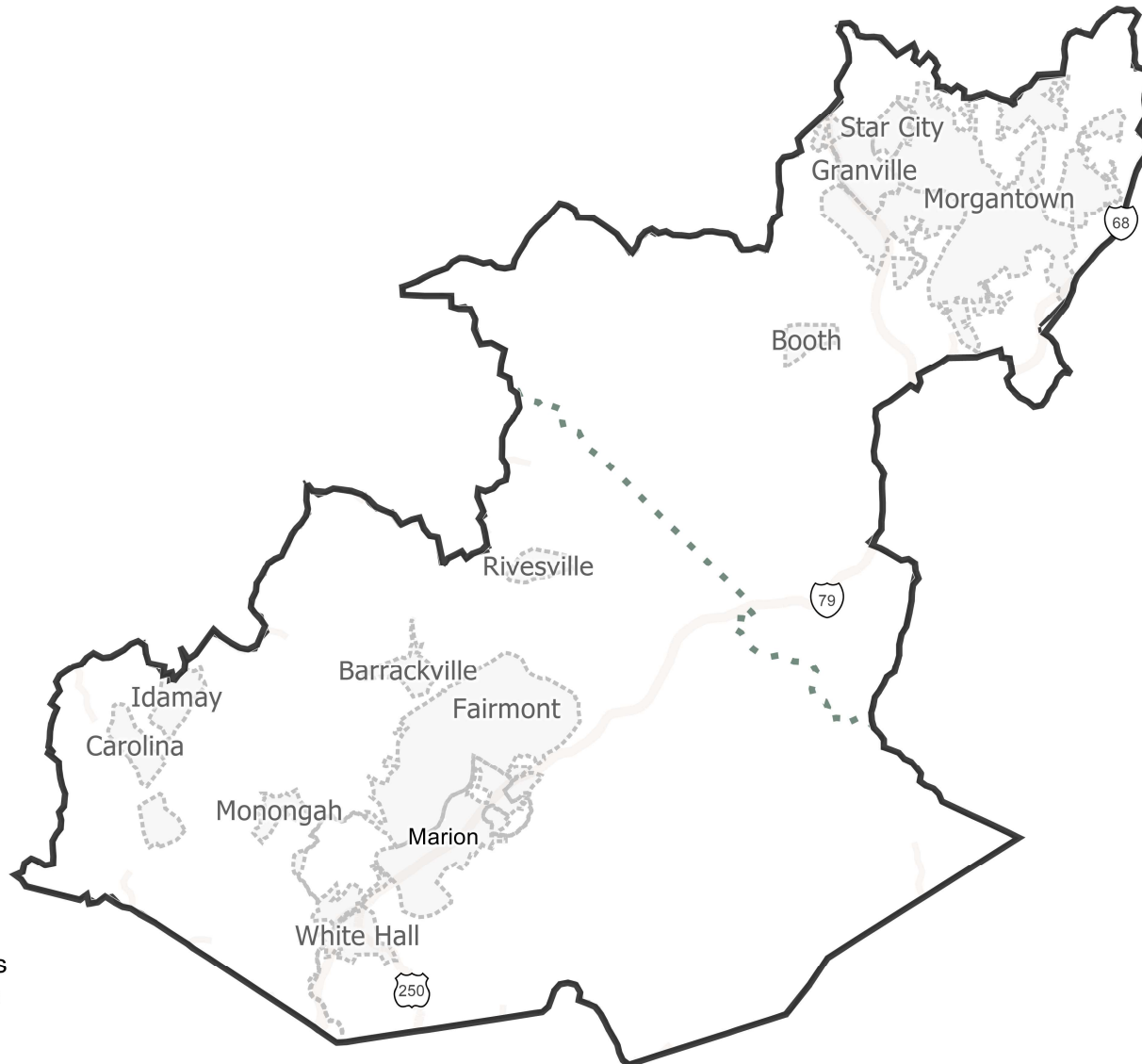
# District: 12

Field	Value
District	12
Population	111371
Deviation	5,858
% Deviation	5.55%



# District: 13

Field	Value
District	13
Population	109940
Deviation	4,427
% Deviation	4.2%

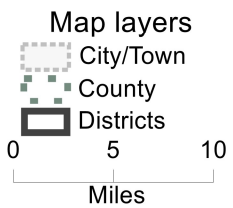


# District: 14

Field	Value
District	14
Population	110100
Deviation	4,587
% Deviation	4.35%

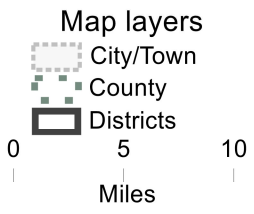
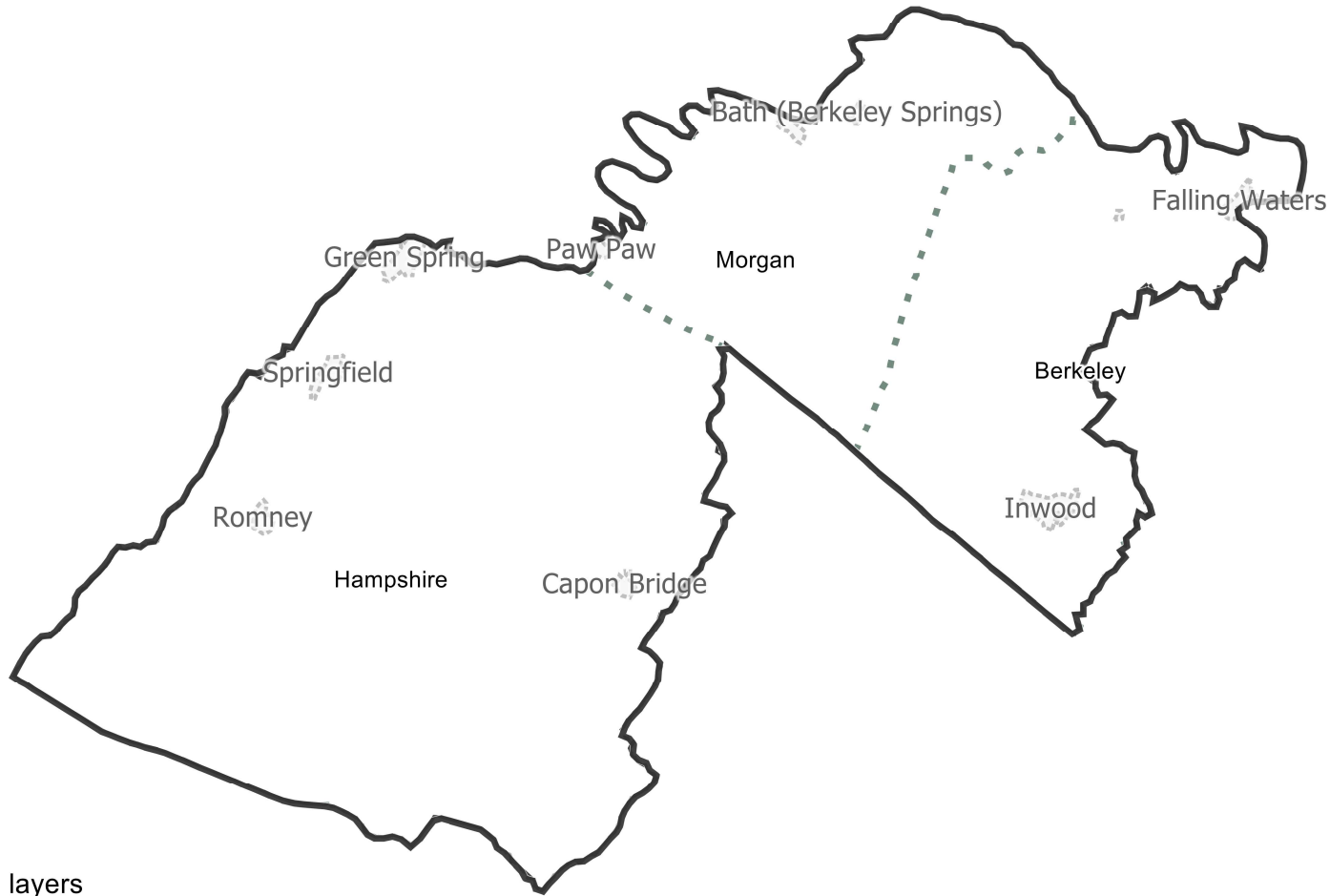


©2021 CALIPER; ©2020 HERE



# District: 15

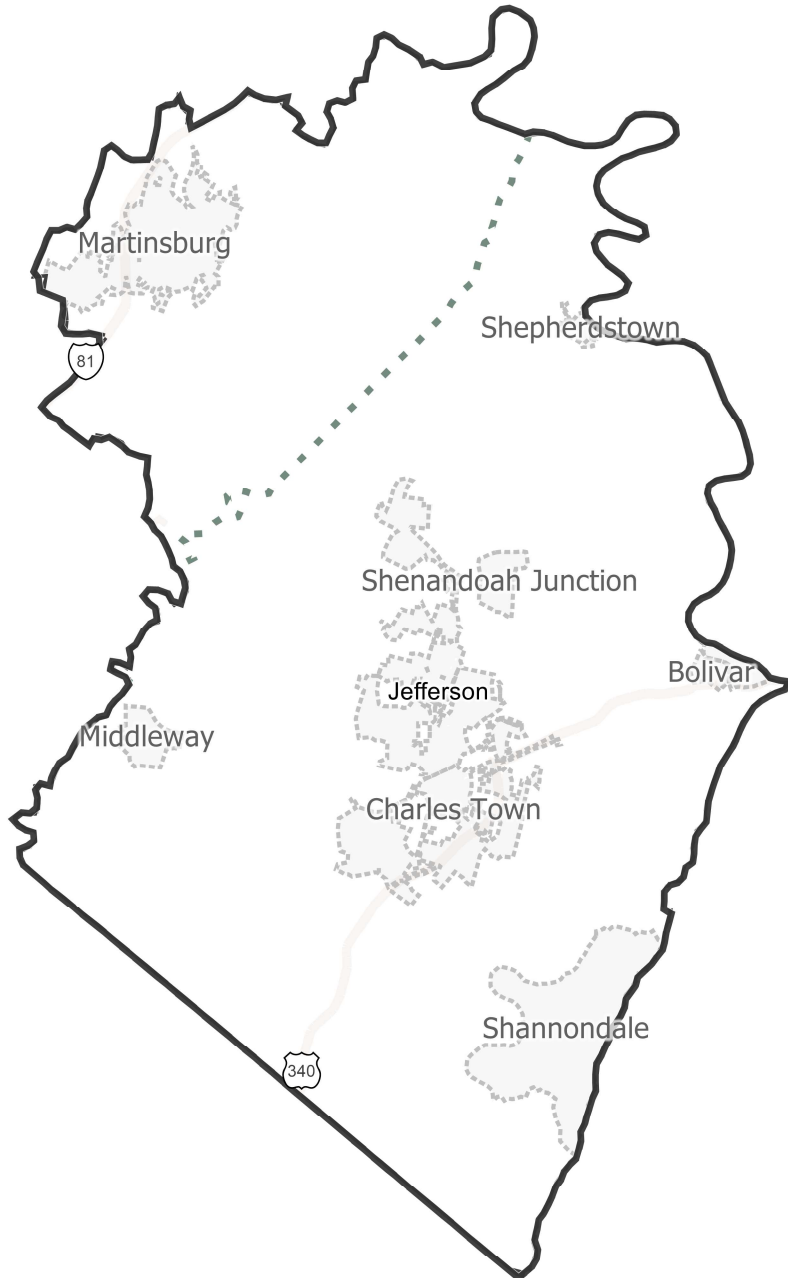
Field	Value
District	15
Population	109258
Deviation	3,745
% Deviation	3.55%



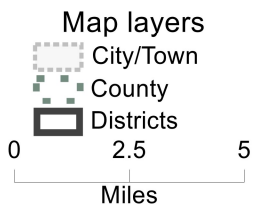


# District: 16

Field	Value
District	16
Population	110675
Deviation	5,162
% Deviation	4.89%



©2021 CALIPER; ©2020 HERE



# District: 17

Field	Value
District	17
Population	100253
Deviation	-5,260
% Deviation	-4.99%



©2021 CALIPER; ©2020 HERE

